





How to **Install and Register** the Youth Services App:

- Open your phone's browser. Type in: ysa.strategiesforyouth.org
- You will be shown a registration page.
- Use the registration page to create an icon on your Home Screen.
 - **For iPhones with Safari**, go to the browser's share button  then navigate to the "Add to Home Screen"  option.
 - **For Chrome on an iOS device**, to the right of the URL is the share button  tap it then navigate to the "Add to Home Screen"  option.
 - **For Chrome on an Android device**, the "Add to Home Screen" command is available from the three dots icon in the upper right.
 - **For other phones and browsers**, you may need to look up how to add a Home Screen icon from a website.
 - On the "Add to Home Screen" screen you are given the option to change the icon's name. By tapping the "Add" button you will place the YSA app icon on your homescreen.
- After creating the HomeScreen icon, close the YSA website. Do not register while in your web browser.
- Tap the YSA icon on your Home Screen. You will be brought to the registration screen.
- Choose a department and your email address:
 - If you are a member of a police department, select the appropriate department, and enter your email address for that department, You will be automatically registered as a member of that department.
 - If you are testing the YSA app, choose any police department, but you must use an email address that is not part of that department. You will be asked for your role (e.g. police officer, probation officer ... other) and the demo version of the YSA app will install. You will have a slightly modified user experience that supports sharing information about the YSA app with colleagues. See the FAQ for more information about the demo YSA app.
- Press the CREATE ACCOUNT button. The screen will change to the verify screen.
- Copy the verification code sent to your email into the VERIFICATION CODE box. Then press VERIFY REGISTRATION to register.
- The categories of services will load--you see them on the Find Services screen.
- NOTE: Later, when you tap the YSA app icon to restart the app, the department's categories and services will reload any updates from the server.

Want more YS App info? Scan the QR Code:

